



iLW

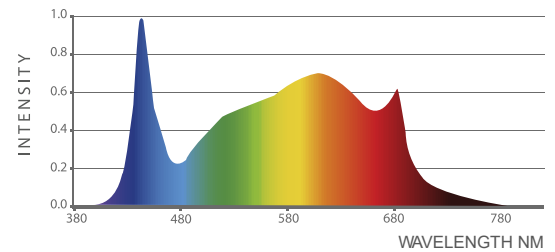
40W / 60W / 80W MODELS

MODEL:	2.5	VOLTAGE:	120-277V
WATTS:	40W	SKU:	IL-4025FSG-120
	60W		IL-6025FSG-120
	80W		IL-8025FSG-120

TECHNICAL SPECS	40W	60W	80W
PPF	100 $\mu\text{mol/s}$	150 $\mu\text{mol/s}$	200 $\mu\text{mol/s}$
Input Current	0.55	0.83	1.1
Output Power	36.3	54.6	72.6
BTU	136	204	272
Emitter Type	Multiple Spectrum LED Diodes		
Efficacy	2.5 $\mu\text{mol/J}$		
Input Voltage	Smart Sensing™ 100V - 277V		
Finishing Height	6-12" to top of Canopy		
Emitter Cooling	Passive / Extruded Case		
Waterproof Rating	IP65 for Damp/Wet Conditions		
LED Lifespan (90%)	55,000+ hours		
Power Factor	> 90%		
Ambient Temperature	-20..+45°C		
Max. Temperature	75°C/167°F		
Color Temperature	4000k		
Relative Humidity	98%		
Main Frequency	50 / 60Hz		
THD	< 20%		
Color Rendering Index	88		
Min. Power Factor	0.9		
Crest Factor	0.99		

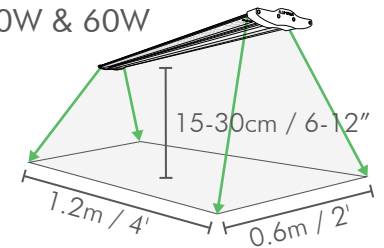


ILW LED SPECTRUM

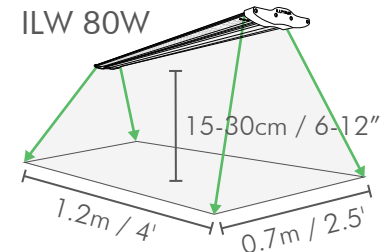


MOUNTING & COVERAGE

ILW 40W & 60W



ILW 80W



VOLTAGE AND AMPERAGE

40W		60W		80W	
120V	0.36A	42W	0.53A	62W	0.69A
208V	0.20A	41W	0.30A	61W	0.40A
240V	0.18A	40W	0.27A	60W	0.36A
277V	0.16A	41W	0.24A	61W	0.31A

PHYSICAL SPECS

	40W	60W	80W
Height	29mm / 1.14"	29mm / 1.14"	29mm / 1.14"
Width	130mm / 5"	130mm / 5"	130mm / 5"
Length	1200mm / 47.2"	1200mm / 47.2"	1500mm / 59"
Weight	2.2lbs/1kg	2.2lbs/1kg	2.75lbs/1.13kg
Cable Length	0.6m / 2'	0.6m / 2'	0.6m / 2'

DAISY CHAIN

When using the iLW Dual/Tri/Quad Power Hubs for daisy chaining fixtures, the max load at 120V is 400W Power and at 277V is 800W power.

